

# 4' LED Wraparound Light with Wattage and CCT Selector

Project Name:	Order Number:	Prepare by:	Note:	Date:	Type:

**32-40-48 WATTS**

The **IMETLWRAP05-32-40-48W-3CCT** series

These LED wrap light fixtures are excellent for general utility applications like garage, warehouse, offices, storage units, stairwell. Color temperature can be switch to 3500K neutral white, 4000K cool white and 5000K daylight. The input wattage can be adjustable to 3 different level that helps you to save energy cost. With the ultra thin design they are perfect for applications with shallow drop ceilings. These fixtures are DLC and UL certified. They are popular in office, warehouse, public area and other commercial area.

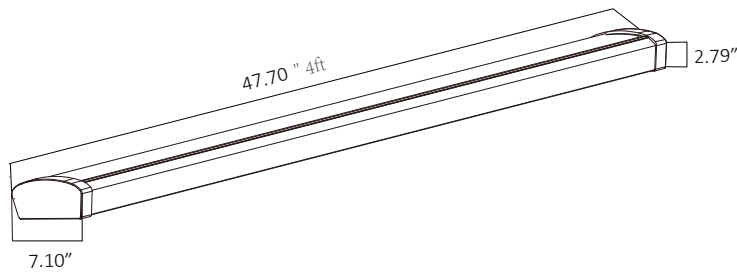


Select color temperature from

- 3500K **NATURAL WHITE**
- 4000K **COOL WHITE**
- 5000K **DAYLIGHT**



## DIMENSION



## TECHNICAL SUMMARY

LUMENS	WATTS	EFFICACY	CRI	VOLTAGE	BEAM °	CCT	PF	LIFE	OPERATING TEMP.
3680	32W	115 lm/W	80	120V, 277V	140	3000K	>0.9	50,000 hrs	-40°F ~ 104°F
4600	40W					4000K			
5520	48W					5000K			

## PART NUMBER ORDERING SUMMARY

**I METLWRAP05-32-40-48W-3CCT**



# 4' LED Wraparound Light with Wattage and CCT Selector

Project Name:	Order Number:	Prepare by:	Note:	Date:	Type:

## CONSTRUCTION

- Unit includes heavy duty metal frame, LED array, heat sink, and lens.
- High quality PC lens.
- Efficiency LED array.
- Diffuse for uniform illumination.
- CRI 80+

## DRIVER

- 120-277V universal input voltage.
- 0-10V smooth flicker free dimmable.

## MOUNTING

Surface mounting

## LISTING

- DLC Listed
- UL 8750 LED equipment in Lighting Products

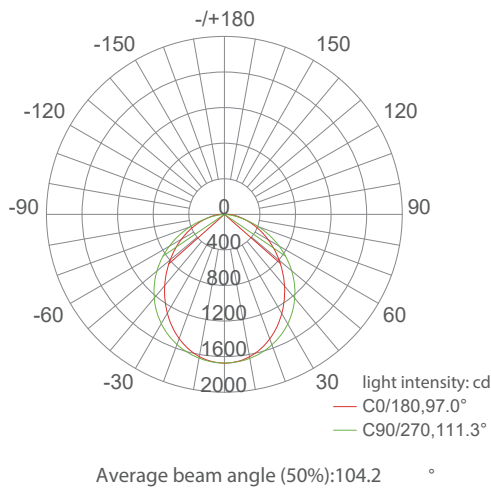
## WARRANTY

5 years manufacturer warranty  
\* Terms and conditions may apply.

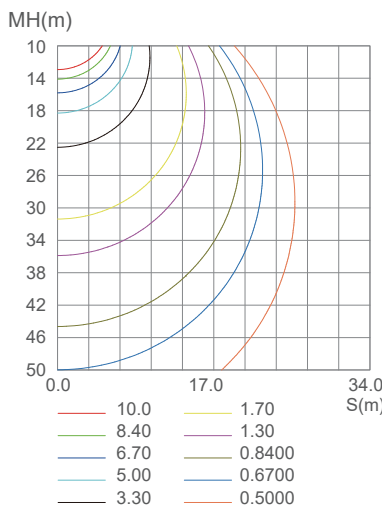
\*5 years limited LED luminaire warranty to the original purchaser that the luminaire shall be free from defects in materials and workmanship from date of shipment, when under properly installed at normal conditions of use. The warranty may not cover physical damage or abuse under certain conditions.

## PHOTOMETRY

Light distribution



Spatial isoilluminance curve(lx)



## ACCESSORIES (SOLD SEPARATELY)



### MHV-8W-EM

- Input Voltage 120-277V
- 8W Output
- Output Voltage 150-200Vdc



### MHV-25W-EM

- Input Voltage 120-347V
- 25W Output
- Output Voltage ≤ 175Vdc

## OCCUPANCY SENSORS (SOLD SEPARATELY)



### MBRI819-B-0

120-277v On/off Passive  
Infrared Occupancy Sensor



### MBRI819-B-D

Bi-level passive infrared  
Occupancy sensor