



## DESCRIPTION

The MSL04 series is a powerful, smart and easy to install RGB sports light. Enhance the visual experience and create vibrant lighting effects for sports games or events with advanced versatility and superior operational efficiency. The MSL04 is a lamp with unlimited possibilities, not only to create dynamic and engaging light displays, but also to programmatically change the color, intensity, etc. to increase the excitement of the game and mobilize the audience's mood. Low consumption, high energy efficiency, and great flexibility make the MSL04 an excellent choice for sports lighting applications.

## SPECIFICATION FEATURES

### Construction

- Sealed die-casting profile for outdoor applications.
- Low profile, compact design minimizes wind load requirements.
- Housing is completely sealed against moisture and environmental contaminants (IP65).

### Optics

- Available in NEMA 4Hx4V distributions.
- Fully saturated RGB colors provide an amazing visual experience.
- Industry-leading light sources and precision designed UV optical lens.
- Optics is precisely designed to shape the distribution, maximizing efficiency and application spacing.

### Electrical

- Ultra-wide input voltage: 120-277V or 200-480V.
- Dimming Range: DIM TO OFF, 10%-100%.
- Built in surge suppression with max 40KV.
- THD: ≤20%
- Power Factor: ≥90%

### Controls

- Wired DALI controls
- Wireless Synapse controls

### Ambient Temperature

- Ambient operating temperature -40°C to 50°C (-40°F to 122°F).

### Lifespan

- Estimated 100,000-hour LED lifespan based on IES LM-80 results and TM-21 calculations

### Certifications

- UL cUL wet location listed.


### Note

- Actual performance may differ as a result of end-user environment and application. All values are design or typical values, measured under laboratory conditions at 25°C (±5°C) specifications subject to change without notice.



POWER BOX ATTACHED

The fixture with separate power can be installed on the top of the light pole as a whole unit, which is simple and fast way, without additional labor costs to install the driver. It is also beneficial to reduce the power consumption of fixtures caused by remote wiring, save energy and improve efficiency.



ACCESSORIES

 Black Top Visor (Default)	 Aiming Sight (Default)	 Yoke Adaptor (Option)
 Integrated Control (Option)	 Sqaure Beam Mounting Bracket (sold separately)	

PERFORMANCE DATA

SYSTEM WATTS	VOLTAGE	EPA	LUMENS (Red)	LUMENS (Green)	LUMENS (Blue)
480W	120-277V/200-480V	1.8911	10000lm	8000lm	2000lm

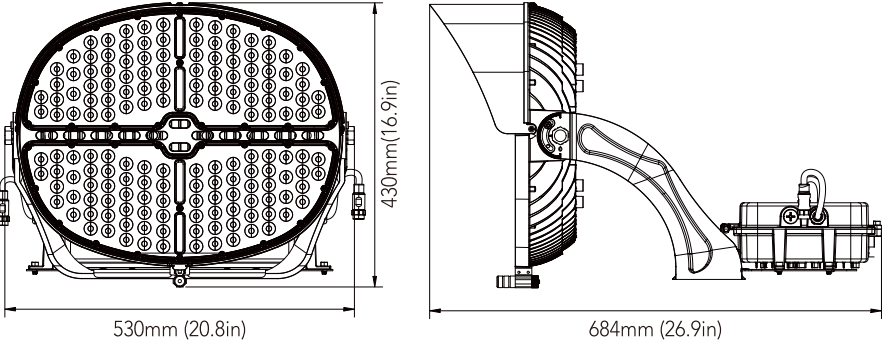
ELECTRICAL DATA

Number Of Drivers	Driver Current (Amps)	Nominal Power (W)	INPUT VOLTAGE (V)	CURRENT (Amps)
1	10.45	480	120	4.00
		480	208	2.31
		480	240	2.00
		480	277	1.73
		480	347	1.38
		480	480	1.00

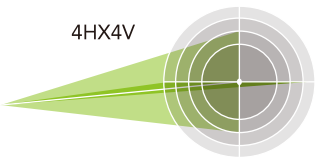
ORDERING GUIDE Example:IMSL04480W27VXXKYYYYY

<div><div>I</div></div>	Fixture Type	Wattage	Voltage	CCT	Finish	Nema	Mounting(Optional)	Integrated Control	Internal Code
IUS	MSL04 Sports light	480 480W	27V 120-277V 48V 200-480V	RGB	B Black	B44 4Hx4V	TR Trunnion	C With Integrated Control Blank Without Integrated Control	Blank Alphanumeric

DIMENSIONAL



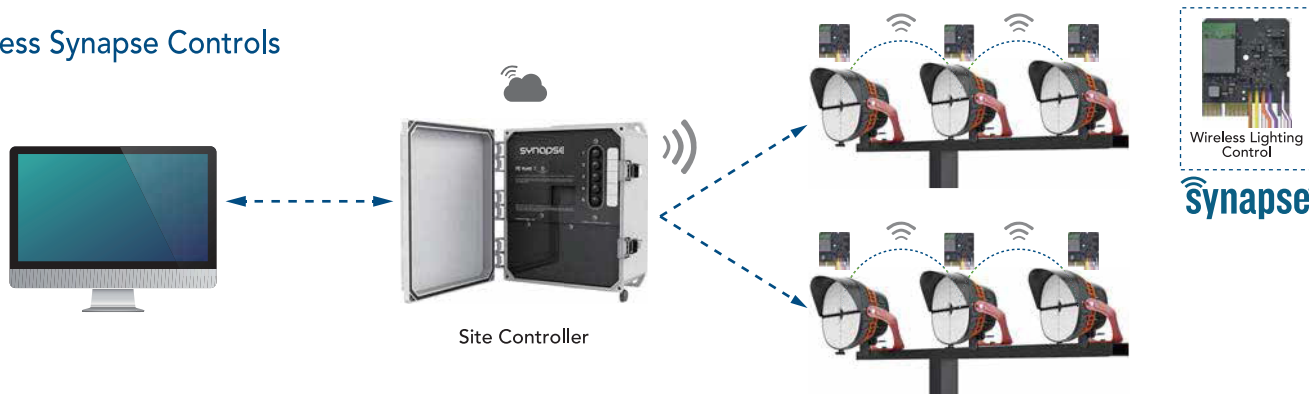
PHOTOMETRICS



## CONTROL SYSTEM

The fixture is compatible with Synapse™ wireless control system or DALI, including RGB sports lighting. It offers a smart, stable and imaginative lighting control solution to your sports facility.

### Wireless Synapse Controls



### Wired DALI Controls

